























MURDER IN VENICE


1 - How to arrest the terrorists

N°	Characters Name	Char. Picture	Action / Question	Effect / Answer
1			Think : " I'll go to the theater"	You are in front of : " Ttéatro della comedia "
2			Shift three screens (red left arrow)	You are in front of : " The pieta cloister" Renate is on the top floor
3	See Renate FORNER		Take her picture	She appears in the photo album in position n° 1
4			Think : " I'll go to the Piazza San Marco"	You are in front of : " Piazza San Marco"
5			Think : " I'll go back to Riva della Schiovani"	You are in front of : " Riva della Schiovani" Eva is in her apartment on the top floor
6			Option: "advance the clock" up to 8:00 a.m.	It's past 8 a.m.
7	See Eva ROSSINOF		Take her picture	She appears in the photo album in position n° 2
8	See Eva ROSSINOF		Do you know... (Show picture of Renate Forner)	The woman who has shot !
9	See Mrs SMITH		Take her picture	She appears in the photo album in position n° 3
10			Close album	
11			Think : " I'll go to the theater"	You are in front of : " Ttéatro della comedia
12			Shift three screens (red left arrow)	You are in front of : " The pieta cloister". Sister Giulietta is on the ground floor
13	See sister GIULIETTA		Do you know... (Show picture of Renate Forner)	Yes, she's poor Mrs Forner
14			Close album	
15	See sister GIULIETTA		Tell me about Mrs Forner...	It's been a shock for Renate, she believes she has killed a man !
16	See Reante FORNER		Who did you shot ?	Kohler, he is a rat, I'm sure I didn't miss him !
17			Think : " I'll go back to the police station"	You are in front of le "Palazzo Giustinian" (police station is on second floor)
18	See IMBERTI		Take his picture	He appears in the photo album in position n° 4
19			Think : " I'll dash to the Christiani hotel"	Kohler is in the suite at the top left of the hotel
20	See KOHLER		Take his picture	He appears in the photo album in position n° 5
21			Shift eight screens (red left arrow)	On the left: Goldoni's office
22	See GOLDONI		Take his picture	He appears in the photo album in position n° 6
23	See GOLDONI		Do you know... (Show picture of IMBERTI)	Youll, I want to keep my license...
24	See GOLDONI		Do you know... (Show picture of KOHLER)	And what about professional confidentiality ?
25			close album	
26	See GOLDONI		Youll, have you told me everything ?	After all, I have nothing to hide. Madam Forner asked me to watch a certain Kohler. So I tailed this gentleman when he left his hotel around 3 pm and I folloYoud him until 6 pm. He took a gondola.
27	See GOLDONI		On what grounds did Mrs Forner hire you ?	I never ask questions when I am paid in advance... If you want my view it's a matter of jealousy.
28			Option: "advance the clock" up to 10:00 a.m.	It's past 10 a.m.
29			Think : " I'll go to the Piazza San Marco"	You are in front of : " Piazza San Marco"
30			Shift two screens (red right arrow)	You are in front of : " Ponte dei Sospiri"
31	See HOFLING		Do you know... (Show picture of Renate Forner)	Of course, she's the woman who disturbed the lovers some time after 09 pm
32	See HOFLING		Do you know... (Show picture of SMITH)	She's the girl who took off with a man last night !
33	See HOFLING		Do you know... (Show picture of KOHLER)	He's the man who took off with his girl last night
34			Shift six screens (red right arrow)	Duplo is upstairs from the duplpex
35	See DUPLO		Take his picture	He appears in the photo album in position n° 7
36			Shift three screens (red left arrow)	Orsini is on his gondola
37	See ORISINI		Do you know... (Show picture of Mame Smith)	No, though she looks like last night's paranoid girl. Unless she's that tightfisted guy's sYouetheart...
38	See ORISINI		Do you know... (Show picture of DUPLO)	It could Youll be the lover who didn't want to offer a gondola ride to his girlfriend... As if love was possible in Venice without taking a gondola ride...
39	See Nicoletti		Take her picture	She appears in the photo album in position n° 8
40	See Nicoletti		Do you know Duplo ? (Show picture of DUPLO)	Duplo ??? Mr Smith is a client of the agency.
41			close album	
42	See Nicoletti		Can you tell me more about Duplo ?	Duplo ? Hmmm ... A strange affair... MR SMITH came at 5 pm to reserve two ticket in the names of Mr and Mrs Smith, but when he came back at 6 pm I couldn't give them to him...
43	See Nicoletti		Can you tell me more about Mrs Smith ?	In the mean time Mrs Smith had come to withdraw her ticket to Beirut and to cancel Mr Smith's ticket.
44			Shift one screen (red left arrow)	Kohler's corpse is in the well
45	See KOHLER Mort		What did he die of ? (Thought)	He was shot dead...
46			Think : " I'll go back to the police station"	You are in front of le "Palazzo Giustinian" (police station is on second floor)

N°	Characters Name	Char. Picture	Action / Question	Effect / Answer
47	See IMBERTI		I've found Kohler' corpse..	It's staggering ! And the ballistic analysis shows it's not Mrs Forner's gun that fired... Then I'm at a loss...
48			Think : " I'll go to the Piazza San Marco"	You are in front of : " Piazza San Marco" Ulrike Zaroff is upstairs at the Floriani
49			Option: "advance the clock" up to 11:00 a.m.	It's past 11 a.m.
50	See Ulrike ZAROFF		Do you know... (Show picture of Eva Rossinof)	Strange resemblance
51	See Ulrike ZAROFF		Do you know... (Show picture of Renate Forner)	Kohler's wife, how jealous...
52	See Ulrike ZAROFF		Do you know... (Show picture of KOHLER)	Dear Kohler, I have roped him in...
53	See Ulrike ZAROFF		Do you know... (Show picture of DUPLO)	Poor Manueto, how sentimental Italians canbe...
54	See Ulrike ZAROFF		Do you know... (Show picture of GOLDONI)	Never mind... He didn't catch on.
55	See Ulrike ZAROFF		Do you know... (Show picture of NICOLETTI)	Give her Mrs Smith kindest regards..
56	See Ulrike ZAROFF		Do you know... (Show picture of IMBERTI)	He didn't bother me...
57	See Ulrike ZAROFF		Rendez-Vous, la police cerne la place !	I wish to make a declaration
58	See Ulrike ZAROFF		I am listening	My name is Ulrika Zaroff and I lead the combat group tasked with blowing up Venice.
59	See Ulrike ZAROFF		Why Venice ?	Venice symbolizes the wastefulness of the rich nations who do not hesitate to engulf colossal sums in stupid work to save their old world condemned by history.
60	See Ulrike ZAROFF		What about your accomplices?	I recruited comrade Manueto on the spot; he played his role Youll but I couldn't leave any traces behind me. And the others ? For the rest, I just had to manipulate this fat Kohler pig and his jealous little bourgeoisie.
61	See Ulrike ZAROFF		How cynical!	Despite my arrest, the fight continues for the comrades. I don't have anything more to declare.
62	See Ulrike ZAROFF		Whew!...She confessed!	Youll done, that's great, but the bomb is still threatening !

2 - How to defuse the real bomb

N°	Characters Name	Char. Picture	Action / Question	Effect / Answer
1	EVANGELISTA		Think " I'll go to the police station "	
2			Shift 3 screens to the left toward the work site	You are in front of the work site
3			Move pointer to the Watchmen's room	Evangelista is here
4			Take a picture of Evangelista	He appears in the photo album in position 1
5			Ask " Can I come in ? "	Evangelista answers " The automatic control is close by"
6			Move pointer to the entry to the worksite and validate	
7	KOHLER		Think " Let's go and see this site "	The automatic control machine appears
8			Move pointer to the card slot and validate	Damn it ! I don't have any card...
9			Think " I'll dash to the Christiani hotel"	We are in front of Christiani
10			Move pointer to the Vivaldi Suite	Kohler is here
11			Think " I'll frisk him "	You find a smart card (usefull to enter the work site)
12			Take a picture of Kohler	He appears in the photo album in position 2
13	EVANGELISTA		Open photo album on Evangelista page	
14			Think " I want to see this person again"	You are in front of the watchmen room Evangelista is here
15			Move pointer to close photo album	
16			Move pointer to the entry to the worksite and validate	
17			Think " Let's go and see this site "	The automatic control machine appears
18			Move pointer to the card slot and validate	Machine cover opens. You read " Enter code " (4 digits... 9999 possibilities)
19	KOHLER DEAD		Think " I'll go to the piazza San Marco "	
20			Shift 3 screens to the right toward the Palazzo delle Progioni	
21			Move pointer to "A well "	Kohler dead appears
22			Think " A corpse" and validate	His death goes back to about twelve hours ago (So... who was the man you met a few minutes earlier?)
23			Think " What did he dies of ?"	He was shot dead
24			Think " I'll frisk him "	A ticket with little Venice printed on it (this ticket is a "real clue" on which you can read the number 5825 (maybe the code to enter the work site ? Let's try...)
25	EVANGELISTA		Open photo album on Evangelista page	
26			Think " I want to see this person again"	You are in front of the watchmen room Evangelista is here
27			Move pointer to close photo album	
28			Move pointer to the entry to the worksite and validate	
29			Think " Let's go and see this site "	The automatic control machine appears
30			Move pointer to the card slot and validate	Machine cover opens. You read " Enter code "
			Enter 5825	Facial recog failure

N°	Characters Name	Char. Picture	Action / Question	Effect / Answer
31			Move pointer to venitian mask and valid	Disguise myself ? Ok but how and where ?
32			Think " I'll go to the theater "	You are in front of the theater
33			Move pointer to venitian mask and valid	You're in "an actor room" ready to change your appearance
34			Select Kohler's photo from the album	
35			Move pointer to the left under the mirror and validate	The mirror light up and your face progressively change to Kohler's one
36			Open photo album on Evangelista page	
37			Think " I want to see this person again"	You are in front of the watchmen room Evangelista is here
38	EVANGELISTA		Move pointer to close photo album	
39			Move pointer to the entry to the worksite and validate	
40			Think " Let's go and see this site "	The automatic control machine appears
41			Move pointer to the card slot and validate	Machine cover opens. You read " Enter code "
42			Enter 5825	You read " Welcome Mr Kohler ". You are under Foudations of Venice...
43			Move pointer up	It's too dark !
44			Mover pointer right	a torch
45			Validate to take torch	the torch disapear
46			Move pointer down and validate	Fiat lux ! Light on and pointer is on the flat screw driver
47			Validate to take flat screwdriver	Flat screw driver disappears
48			Move pointer left and validate to take wire cutter	Wire cutter disappears
49			Move pointer twice up and validate to take Phillips screwdriver	Phillips screwdriver disappears
50			Move pointer down to the strange box and validate	The bomb appears...
51			Move pointer on the flat screwdriver and validate	The colors of the tool changes
52			Move pointer twice to the right and validate	The first notch is ok
53			Move pointer up and validate	The second notch is Ok, main cover disappears. Count down timer starts !
54			Move pointer to the potentiometer and validate 3 times	The potentiometer rotate 3 times ans the count down timer is slowed
55			move pointer to the left , up of the small cover and validate	The small cover disappears a 9V battery appears
56			Move pointer right to first dip switch (the left one) and validate	The switch position changes and is now up
57			Move pointer right to the 2nd dip switch and validate	The switch position changes and is now down
58			Move the pointer to the wire cutter and validate	The color of the tool changes
59			Move the pointer twice right, and twice up then validate	The first wire is cut (still 3)
60			Move the pointer to the right and validate	The second wire is cut (still 2)
61			Move the pointer to the right and validate	The third wire is cut (still 1)
62			Move the pointer to the right and validate	The fourth and last wire is cut
63			Move pointer to the top of the 9V battery and validate	The battery disappears and a new screwed plate appears
64			Select Phillips screwdriver	The color of the tool changes
65			Unscrew the four screws of the new plate	The plate disappears, Two smaller batteries apear
66			Select Flat screwdriver	The color of the tool changes
67			Move pointer up to remove the right battery	The battery disappears
68			Move pointer down to remove the left battery	The 2nd battery disappears
69			Move pointer to unscrew the four screws of the lower plate on the right part of the bomb	The plate disappears, an under mechanism appears !
70			Select wire cutter tool	The color of the tool changes
71			Move pointer to the left and validate	The last wire is cut the bomb is defused !!! You got Imberti's felicitations... You are very good, but you still have to arrest the terrorists.